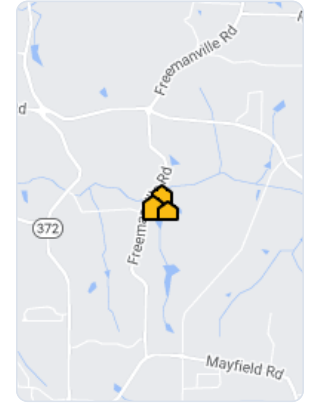
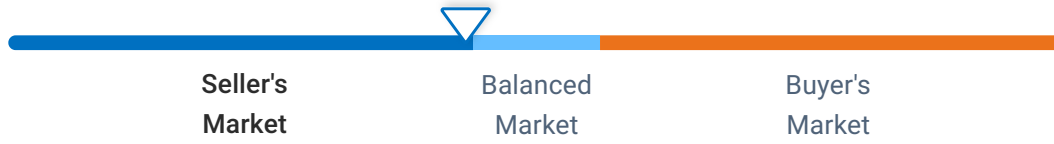


## Market Trends

Property Type: Single Family

May 2023

### Market Type



### Key Details

Months of Inventory	List to Sold Price %	Median Days in RPR	Median Sold Price
<b>5.08</b>	<b>92.4%</b>	<b>106</b>	<b>\$1,080,000</b>
↑ 17.32% MoM	↓ 7.92% MoM	↑ 221.21% MoM	↑ 25.58% MoM

Realtors Property Resource®, LLC

Source: Listings

## Median Estimated Property Value

May 2023

Property Type: Single Family

Median Estimated Value

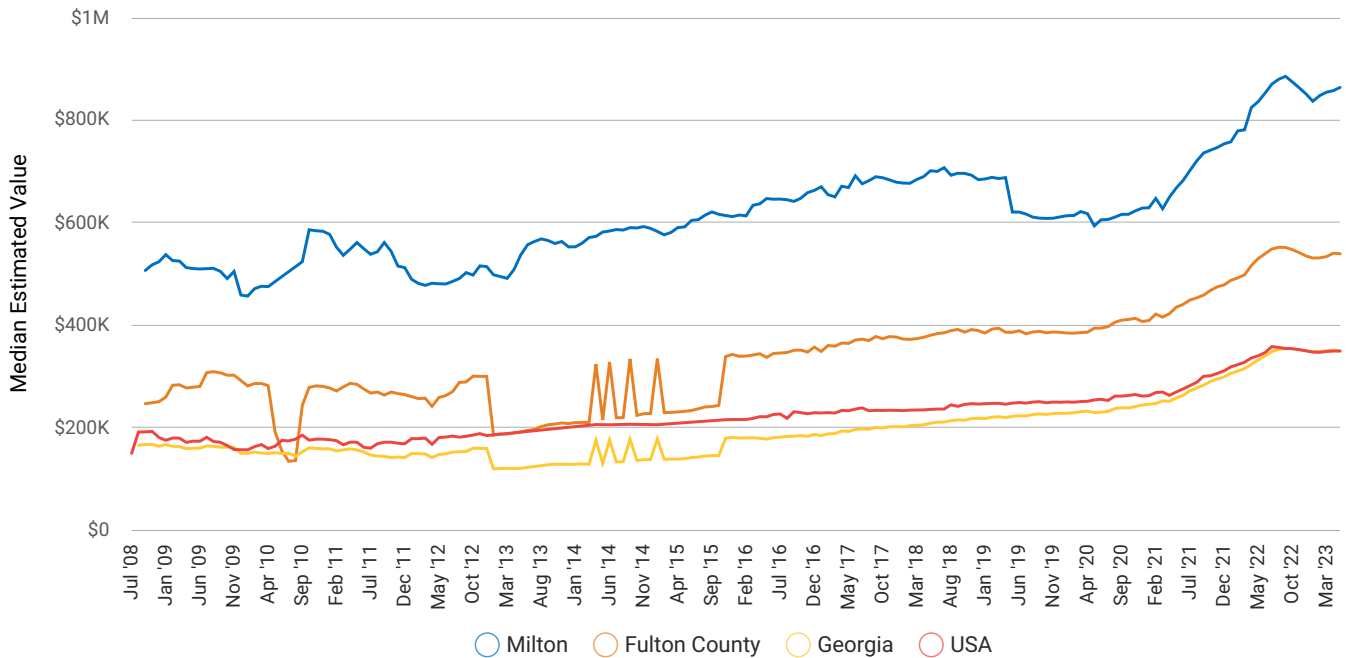
**\$863,880**

Last Month Change

**+0.7%**

12 Month Change

**+3.3%**



Realtors Property Resource®, LLC

Source: Public Records and Listings

## New Listings

May 2023

Property Type: Single Family

Median List Price

**\$1,925,000**

↑ 10.3% MoM

# of Properties

**13**

↑ 8.3% MoM

Median \$/Sqft

**\$355**

↑ 2.3% MoM

Total \$ Volume

**\$28,403,890**

↑ 27.3% MoM

Median Living Area Sqft

**4,821**

↑ 1.3% MoM



Realtors Property Resource®, LLC

Source: Listings

## Active Listings

May 2023

Property Type: Single Family

Median List Price

**\$1,995,000**

↓ 2.7% MoM

# of Properties

**39**

↑ 11.4% MoM

Median Days in RPR

**65**

↑ 10.2% MoM

Median \$/Sqft

**\$394**

↑ 3.4% MoM

Total \$ Volume

**\$99,515,048**

↑ 6.9% MoM

Median Living Area Sqft

**4,660**

↓ 10.6% MoM



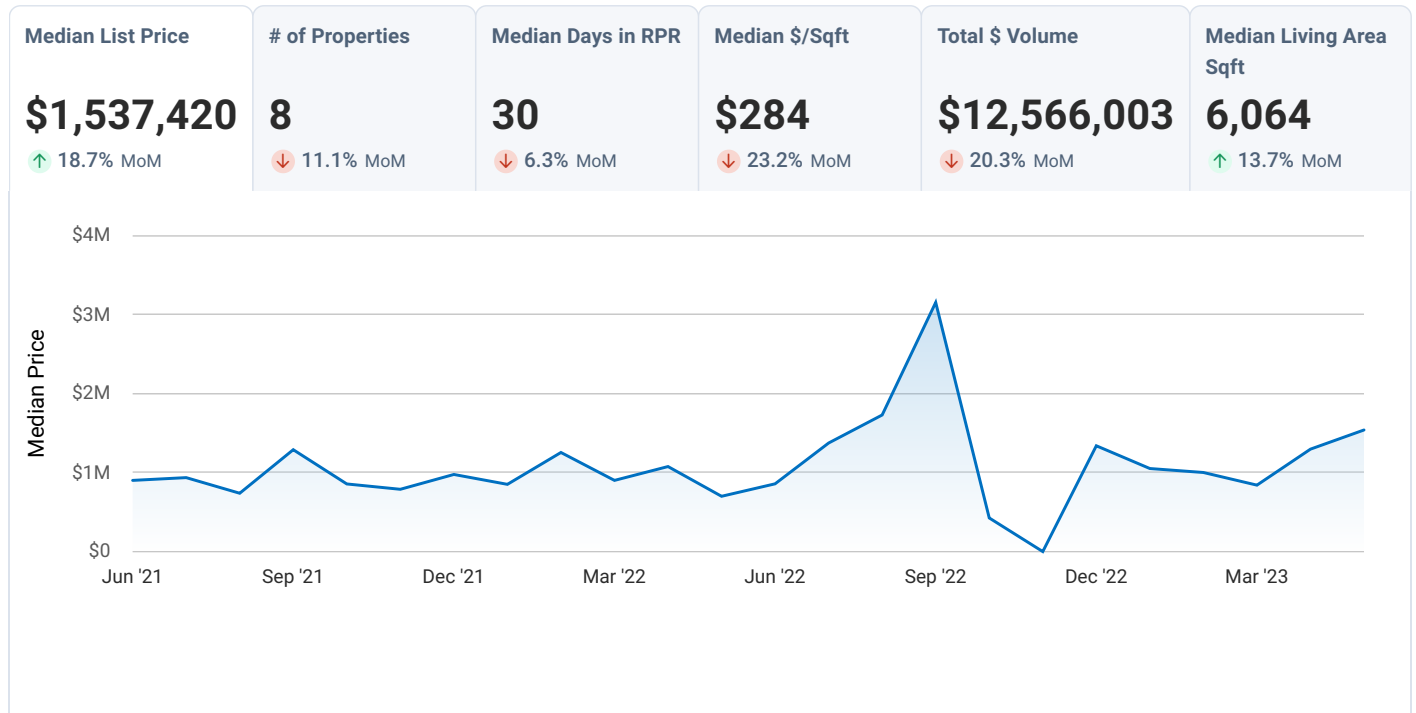
Realtors Property Resource®, LLC

Source: Listings

## New Pending Listings

May 2023

Property Type: Single Family



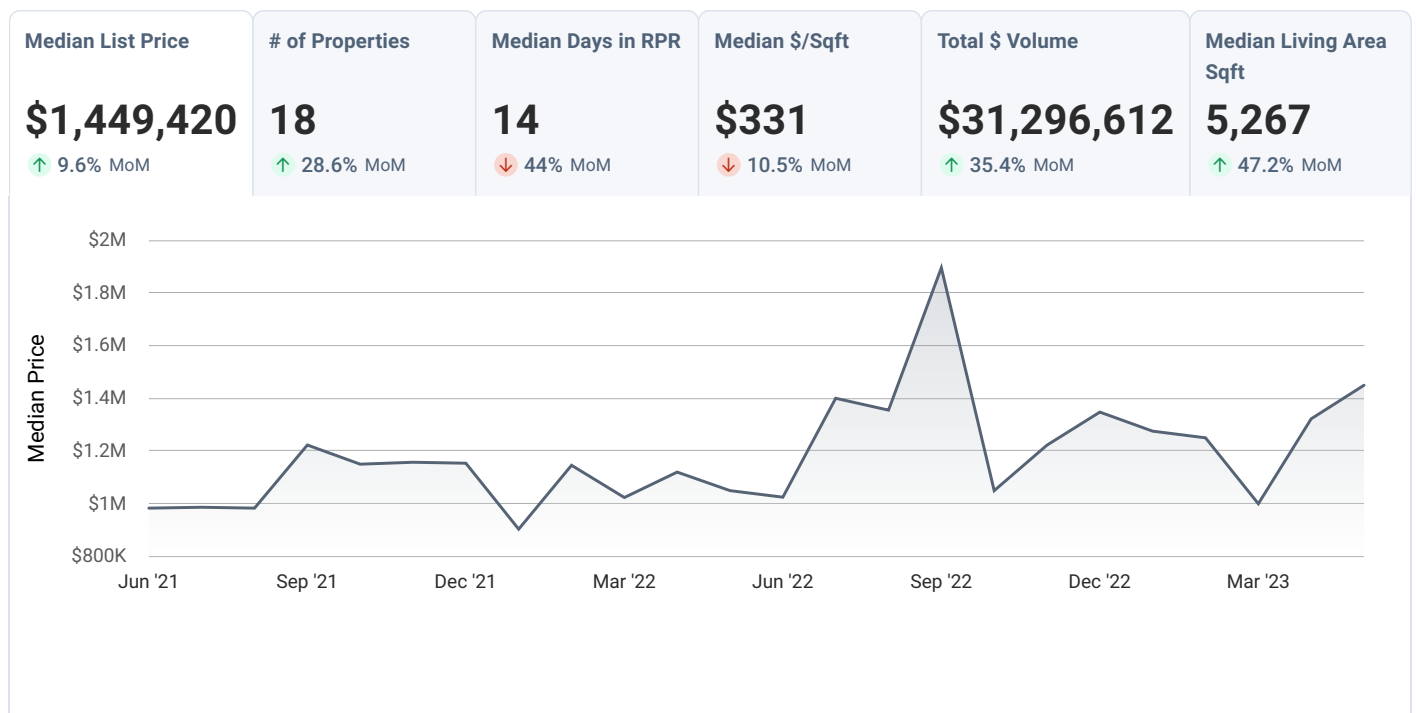
Realtors Property Resource®, LLC

Source: Listings

## Pending Listings

May 2023

Property Type: Single Family



Realtors Property Resource®, LLC

Source: Listings

## Sold Listings

May 2023

Property Type: Single Family



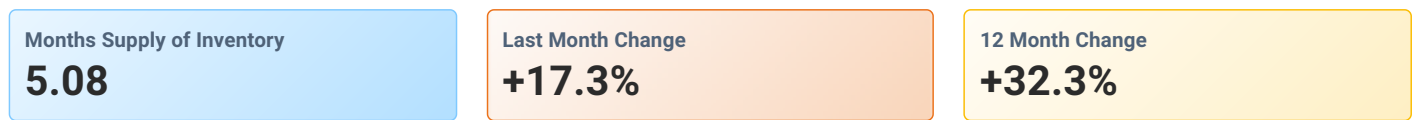
Realtors Property Resource®, LLC

Source: Listings

## Months Supply of Inventory

May 2023

Property Type: Single Family



Realtors Property Resource®, LLC

Source: Listings

# Sold Public Records

April 2023

Property Type: Single Family

Median Sold Price

**\$893,000**

↑ 23.7% MoM

# of Properties

**7**

↑ 16.7% MoM

Median \$/Sqft

**\$255**

↓ 18.5% MoM

Median Living Area Sqft

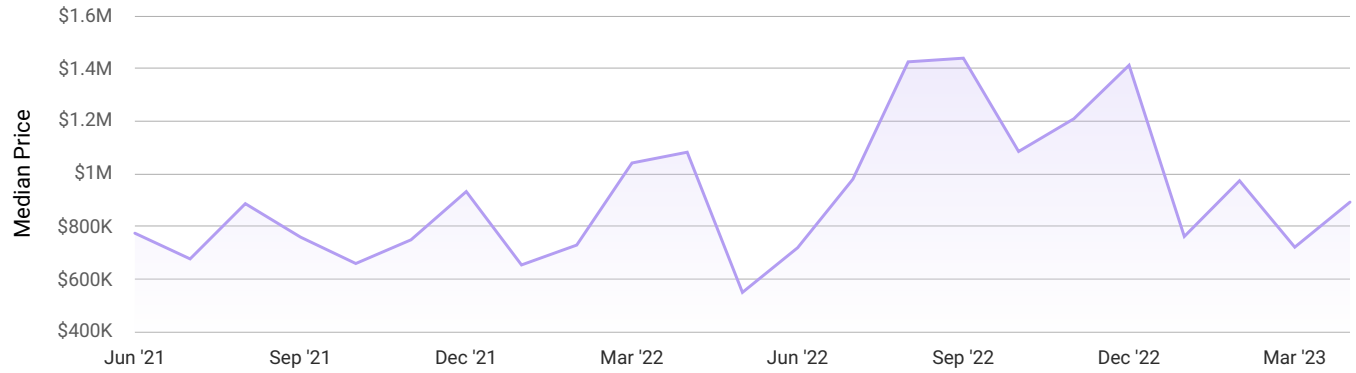
**2,864**

↑ 23.4% MoM

Total \$ Volume

**\$6,116,600**

↑ 41.1% MoM



Realtors Property Resource®, LLC

Source: Public Records



Copyright 2023 Realtors Property Resource® LLC. All Rights Reserved.  
Information is not guaranteed. Equal Housing Opportunity.



6/28/23