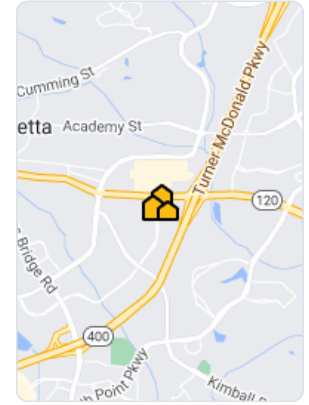


Market Trends

Property Type: Single Family

May 2023

Market Type



Key Details

Months of Inventory	List to Sold Price %	Median Days in RPR	Median Sold Price
1.48 ↑ 7.25% MoM	102% ↑ 0.31% MoM	4 ↓ 20% MoM	\$870,000 ↑ 2.35% MoM

Realtors Property Resource®, LLC

Source: Listings

Median Estimated Property Value

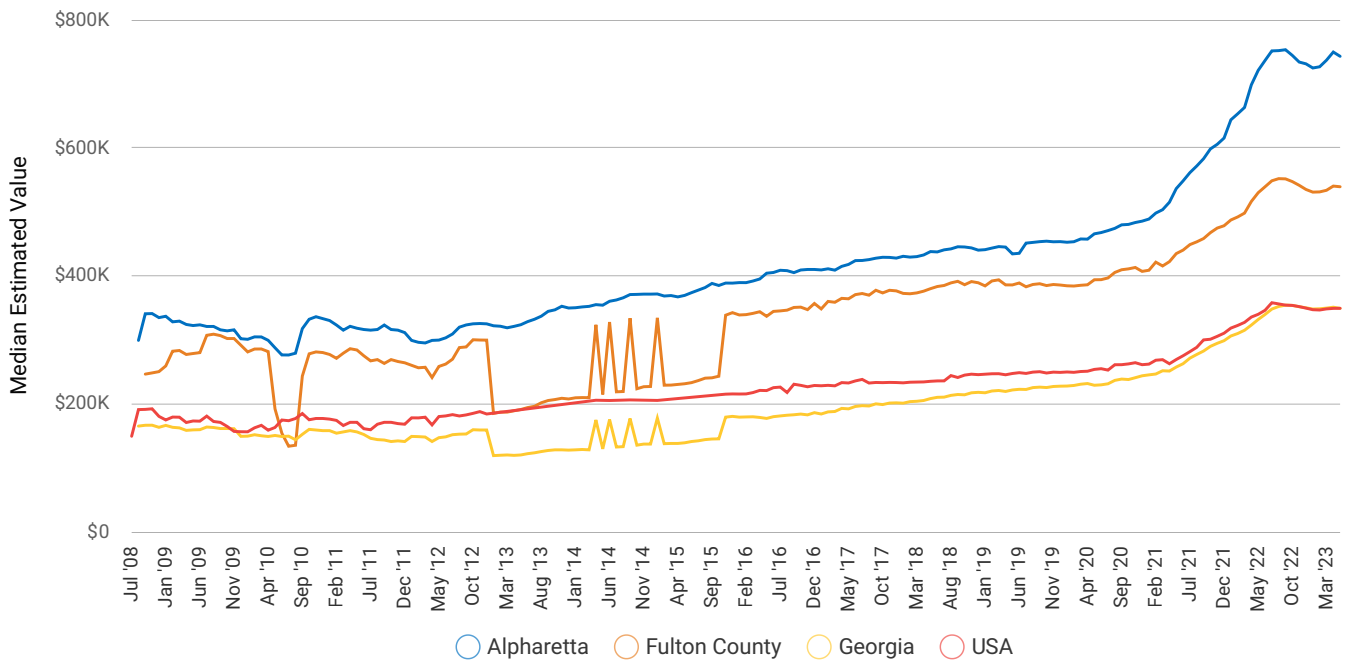
May 2023

Property Type: Single Family

Median Estimated Value
\$742,850

Last Month Change
-0.9%

12 Month Change
+3%



Realtors Property Resource®, LLC

Source: Public Records and Listings

New Listings

May 2023

Property Type: Single Family

Median List Price

\$849,950

↓ 0% MoM

of Properties

192

↑ 12.3% MoM

Median \$/Sqft

\$251

↑ 9.6% MoM

Total \$ Volume

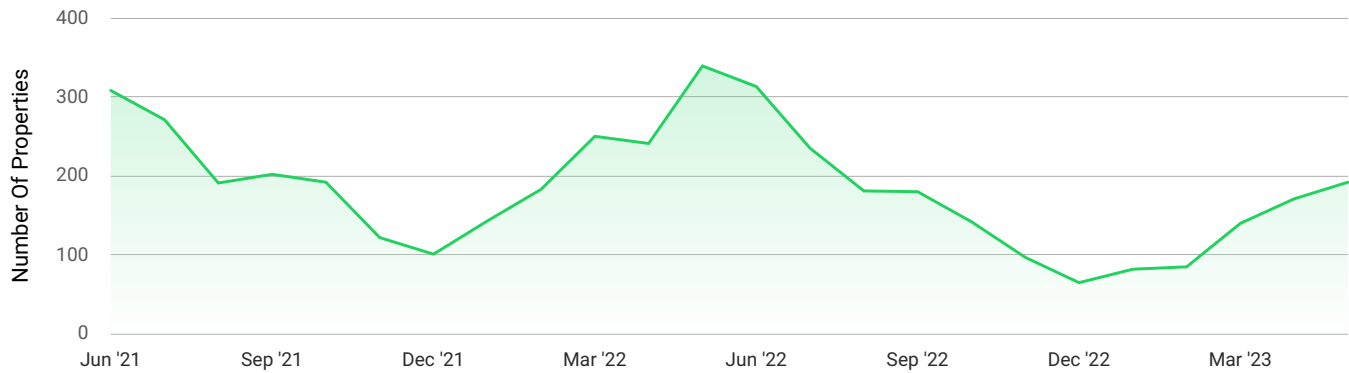
\$199,737,610

↑ 5.8% MoM

Median Living Area Sqft

3,706

↓ 8.5% MoM



Realtors Property Resource®, LLC

Source: Listings

Active Listings

May 2023

Property Type: Single Family

Median List Price

\$1,300,000

↑ 0% MoM

of Properties

189

↑ 2.2% MoM

Median Days in RPR

36

↑ 24.1% MoM

Median \$/Sqft

\$290

↑ 11.5% MoM

Total \$ Volume

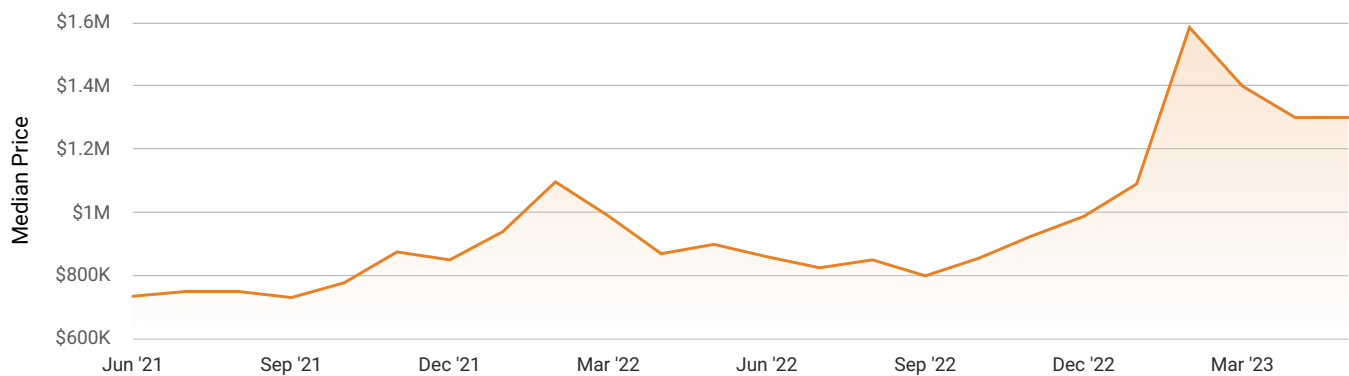
\$329,193,423

↑ 0.2% MoM

Median Living Area Sqft

4,194

↓ 6.2% MoM



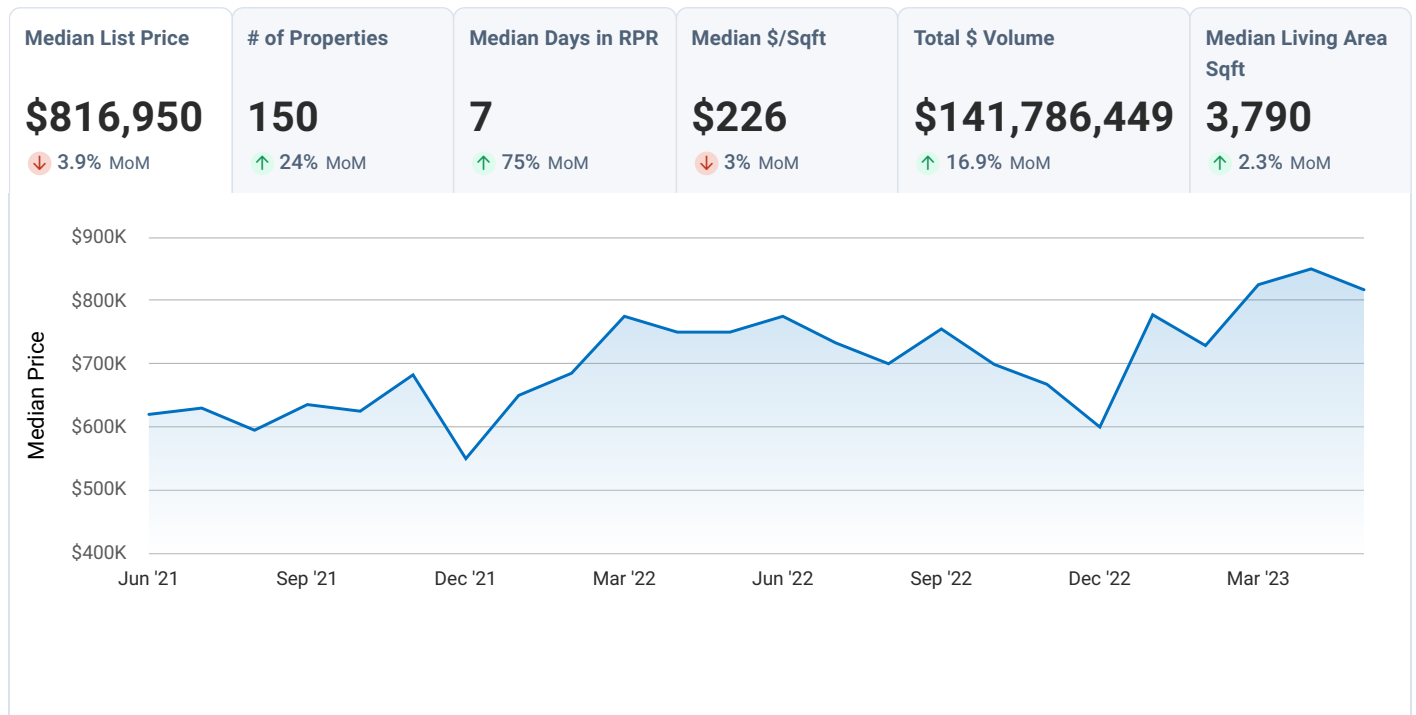
Realtors Property Resource®, LLC

Source: Listings

New Pending Listings

May 2023

Property Type: Single Family



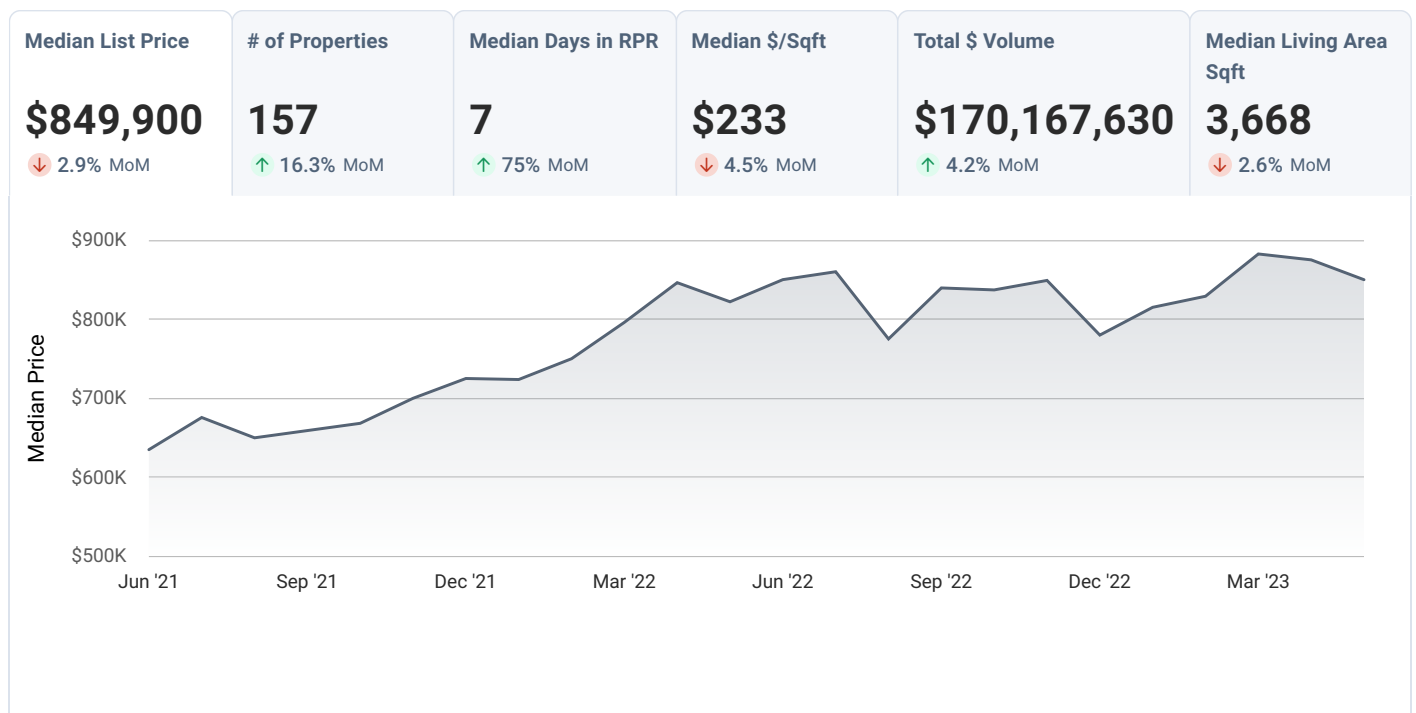
Realtors Property Resource®, LLC

Source: Listings

Pending Listings

May 2023

Property Type: Single Family



Realtors Property Resource®, LLC

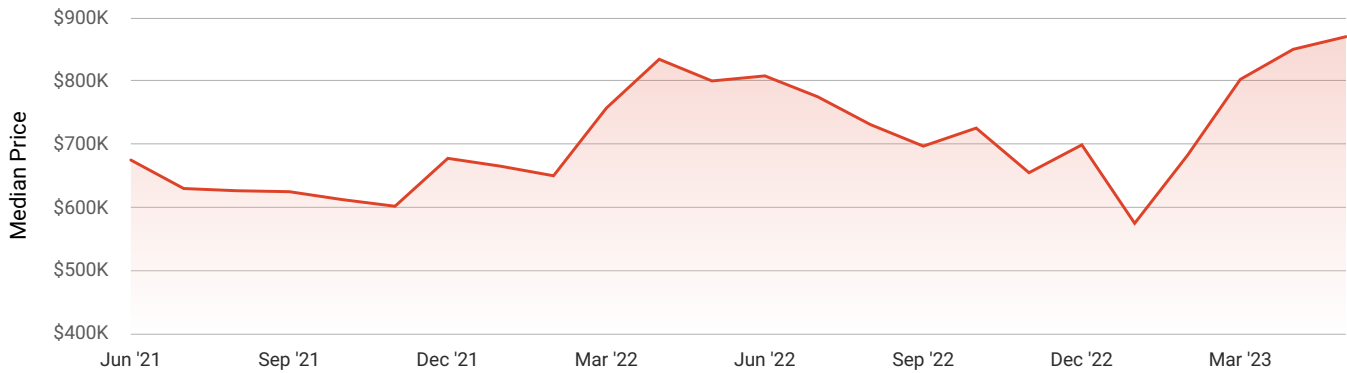
Source: Listings

Sold Listings

May 2023

Property Type: Single Family

Median Sold Price	# of Properties	Avg. List to Sale Price %	Median Days in RPR	Median \$/Sqft	Total \$ Volume
\$870,000 ↑ 2.4% MoM	135 ↑ 66.7% MoM	102.02% ↑ 0.3% MoM	4 ↓ 20% MoM	\$238 ↑ 1.7% MoM	\$136,853,781 ↑ 74.4% MoM



Realtors Property Resource®, LLC

Source: Listings

Months Supply of Inventory

May 2023

Property Type: Single Family

Months Supply of Inventory 1.48	Last Month Change +7.2%	12 Month Change +5.7%
--------------------------------------------------	------------------------------------------	----------------------------------------



Realtors Property Resource®, LLC

Source: Listings

Sold Public Records

May 2023

Property Type: Single Family

Median Sold Price

\$779,000

↓ 6.7% MoM

of Properties

48

↓ 59% MoM

Median \$/Sqft

\$250

↓ 6% MoM

Median Living Area Sqft

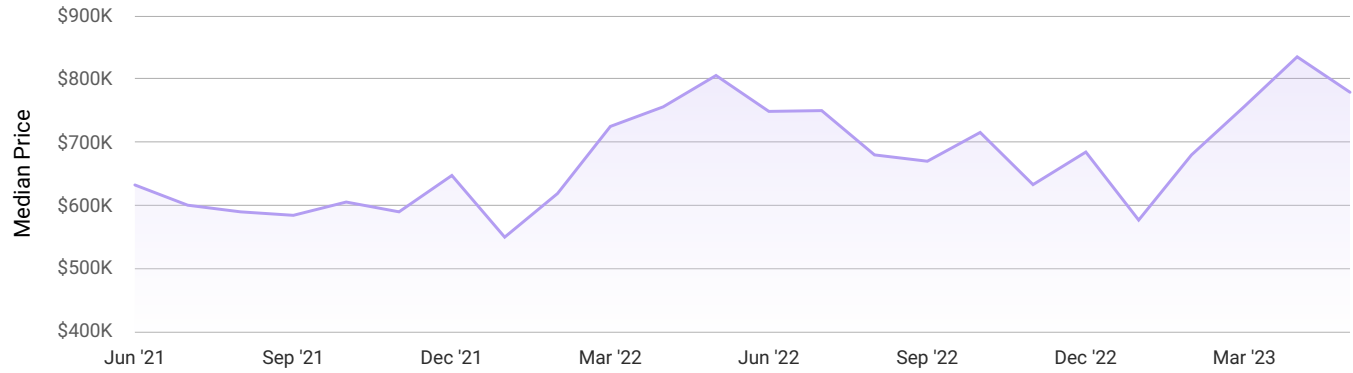
3,147

↑ 6% MoM

Total \$ Volume

\$38,824,100

↓ 62.7% MoM



Realtors Property Resource®, LLC

Source: Public Records



Copyright 2023 Realtors Property Resource® LLC. All Rights Reserved.
Information is not guaranteed. Equal Housing Opportunity.



6/28/23